



MOUNTAIN BUGGY®

TERRAIN

URBAN

HANDLEBAR EXTENSION INSTRUCTIONS

IMPORTANT, KEEP FOR FUTURE REFERENCE

These instructions are for the Handlebar Extension to fit on the following model strollers:

Terrain Single - T1204-000

Urban Single - U1204-000

Terrain Double - T2204-000

Urban Double - U2204-000

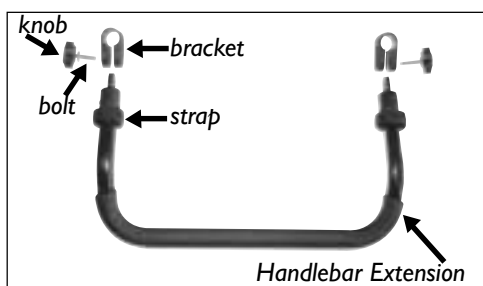
⚠ WARNING

- Do not use this Handlebar Extension until you have read and understood the instructions!
- Never leave your child unattended.
- Do not use accessories not designed for your stroller, they may be unsafe.

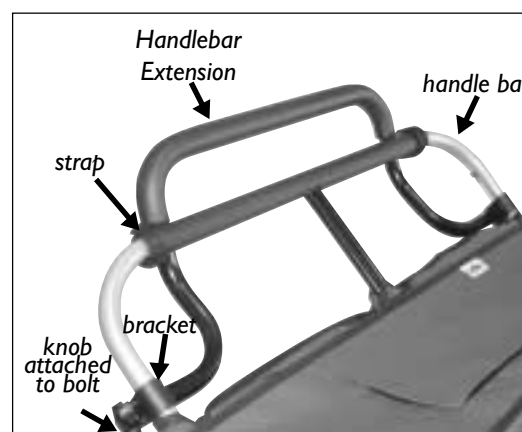
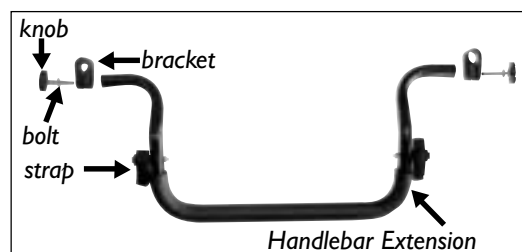
The Handlebar Extension increases the height of the handle by 10cm/4ins on Single Models and 9.5cm/3.7ins on Double Models. It also gives the pusher greater stride space and makes the stroller easier to steer.

Attaching Handlebar Extension

Terrain & Urban Single Models



Terrain & Urban Double Models



1 Remove bolts on Handlebar Extension brackets by turning knobs anti-clockwise. Be sure not to displace washer next to bolt.

2 Position bracket around handle bar tube on both sides, immediately above top of sunhood.

3 Thread bolt through bracket and Handlebar Extension, on both sides. NB: Handlebar Extension attaches over handle bar and points upwards. Tighten bolt in a clockwise direction until firm.

4 Firmly wrap velcro straps around handle bar.

NB: When folding stroller, undo velcro straps and swing Handlebar Extension forward on to sunhood, thereby retaining normal stroller length when folded.

1 Remove bolts on Handlebar Extension brackets by turning knobs anti-clockwise. Be sure not to displace washer next to bolt.

2 Position bracket around the handle bar tube on both sides, immediately above the top of the sunhood.

3 Place the ends of Handlebar Extension in line with the inside of bracket. Ensure Handlebar Extension attaches under handle bar and points upwards. Thread bolt through both bracket and Handlebar Extension. Tighten bolt in a clockwise direction until firm.

4 Rotate Handlebar Extension completely upwards and firmly wrap straps around handle bar.

NB: When folding stroller undo velcro straps and tuck Handlebar Extension under, thereby retaining normal stroller length when folded.